

MICHAEL ANASTASSIADES

Tube Wall Light 1m, 2006



Tube Wall Light 1m, 2006

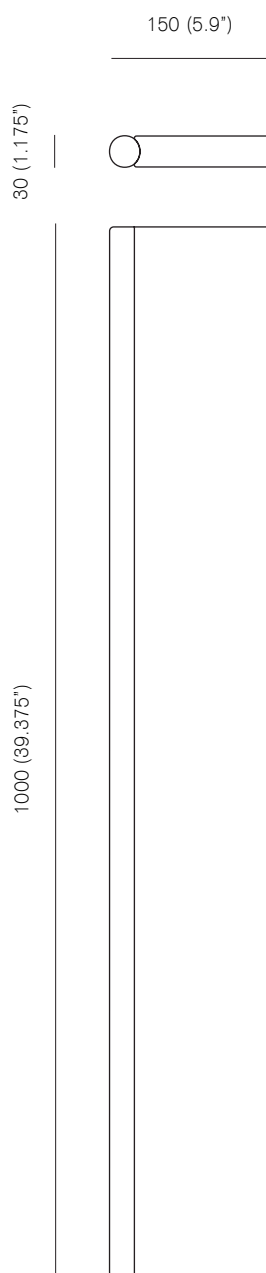


Tube Wall Light 0.5m, 2006



Tube Wall Light 1m, 2006

Satin brass, polished nickel-plated or black patinated stainless steel



Dimensions may vary due to handmade product.

Bulb specifications

Bulb specifications 120V / 240V

S14s opal LED tube

Radium Raledina 16,5W / 1000mm \varnothing 29mm

1000lm / 2700K

Product specifications

Input voltage: 120V / 240V

Maximum wattage: 16,5W

Dimmable: yes

Product weight: ~8kg

Cleaning instructions

Before cleaning, lighting fixtures must be turned off and unplugged from mains electricity. Whilst cleaning them please be extremely careful and use the white cotton gloves provided in the product box.

Satin brass: As the item is unlacquered, it naturally oxidises (darkens). Upon touching the items without gloves, finger prints are likely to occur and leave marks. Use the Scotch Brite pad (supplied in the product box) and gently rub the pad in the direction of the grain. Repeat until the natural patina is removed. On rubbing the Scotch Brite to the brass, dust will occur. The colour of the product will temporarily get lighter until it re-oxidises.

Polished nickel: Use a lightly damp soft dust cloth and gently go over marks until clean. Dry it afterwards with a soft dust cloth. Make sure the product is completely dry before switching the electricity on.

Black patinated: The black patinated Tube Wall Light is copper plated before being patinated in black. This fabrication process allows the copper to shine through, making it just visible around the edges of the item. Use a lightly damp soft dust cloth and gently go over marks until clean. Dry it afterwards with a soft dust cloth. Make sure the product is completely dry before switching the electricity on.

Glass tube: Remove the bulb from the product. Using a lightly damp cloth, clean only the outside of the sphere and dry it with a dry soft dust cloth. Only put the glass bulb back on the product once it is fully dry.

Back plate

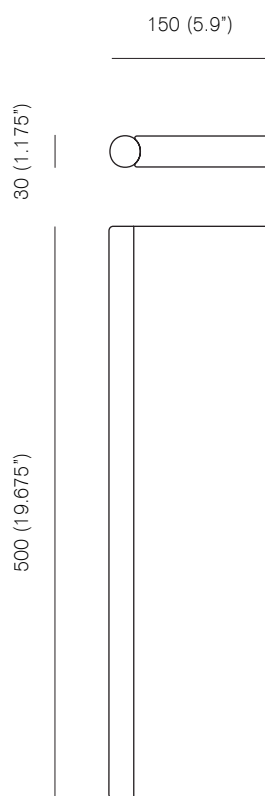


Mounting screws not included.

6mm countersunk screw recommended.

Tube Wall Light 0.5m, 2006

Satin brass, polished nickel-plated or black patinated stainless steel



Dimensions may vary due to handmade product.

Bulb specifications

Bulb specifications 240V

S14s opal LED tube
Radium Raledina 9W / 500mm ø29mm
450lm / 2700K

Bulb not supplied in 120V version

Product specifications

Input voltage: 120V / 240V
Maximum wattage: 9W
Dimmable: yes
Product weight: ~5kg

Cleaning instructions

Before cleaning, lighting fixtures must be turned off and unplugged from mains electricity. Whilst cleaning them please be extremely careful and use the white cotton gloves provided in the product box.

Satin brass: As the item is unlacquered, it naturally oxidises (darkens). Upon touching the items without gloves, finger prints are likely to occur and leave marks. Use the Scotch Brite pad (supplied in the product box) and gently rub the pad in the direction of the grain. Repeat until the natural patina is removed. On rubbing the Scotch Brite to the brass, dust will occur. The colour of the product will temporarily get lighter until it re-oxidises.

Polished nickel: Use a lightly damp soft dust cloth and gently go over marks until clean. Dry it afterwards with a soft dust cloth. Make sure the product is completely dry before switching the electricity on.

Black patinated: The black patinated Tube Wall Light is copper plated before being patinated in black. This fabrication process allows the copper to shine through, making it just visible around the edges of the item. Use a lightly damp soft dust cloth and gently go over marks until clean. Dry it afterwards with a soft dust cloth. Make sure the product is completely dry before switching the electricity on.

Glass tube: Remove the bulb from the product. Using a lightly damp cloth, clean only the outside of the sphere and dry it with a dry soft dust cloth. Only put the glass bulb back on the product once it is fully dry.

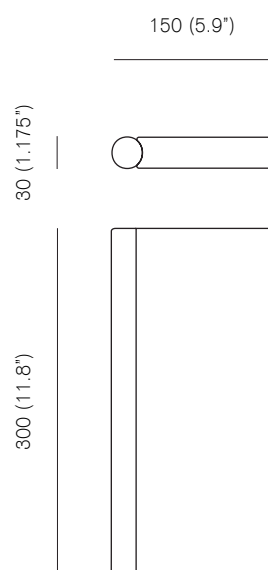
Back plate



Mounting screws not included.
6mm countersunk screw recommended.

Tube Wall Light 0.3m, 2006

Satin brass, polished nickel-plated or black patinated stainless steel



Dimensions may vary due to handmade product.

Bulb specifications

Bulb specifications 240V

S14s opal LED tube
Radium Raledina 6W / 300mm ø29mm
250lm / 2700K

Product specifications

Input voltage: 120V / 240V
Maximum wattage: 6W
Dimmable: yes
Product weight: ~3kg

Bulb not supplied in 120V version

Cleaning instructions

Before cleaning, lighting fixtures must be turned off and unplugged from mains electricity. Whilst cleaning them please be extremely careful and use the white cotton gloves provided in the product box.

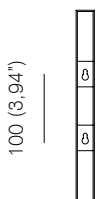
Satin brass: As the item is unlacquered, it naturally oxidises (darkens). Upon touching the items without gloves, finger prints are likely to occur and leave marks. Use the Scotch Brite pad (supplied in the product box) and gently rub the pad in the direction of the grain. Repeat until the natural patina is removed. On rubbing the Scotch Brite to the brass, dust will occur. The colour of the product will temporarily get lighter until it re-oxidises.

Polished nickel: Use a lightly damp soft dust cloth and gently go over marks until clean. Dry it afterwards with a soft dust cloth. Make sure the product is completely dry before switching the electricity on.

Black patinated: The black patinated Tube Wall Light is copper plated before being patinated in black. This fabrication process allows the copper to shine through, making it just visible around the edges of the item. Use a lightly damp soft dust cloth and gently go over marks until clean. Dry it afterwards with a soft dust cloth. Make sure the product is completely dry before switching the electricity on.

Glass tube: Remove the bulb from the product. Using a lightly damp cloth, clean only the outside of the sphere and dry it with a dry soft dust cloth. Only put the glass bulb back on the product once it is fully dry.

Back plate



Mounting screws not included.
6mm countersunk screw recommended.

Michael Anastassiades' design philosophy is to preserve the inherent qualities of given material. All of our products are handmade and come in natural finishes, exposed to the elements without any protective lacquers. We look at oxidation as part of a process that adds to the patina of an object, increasing beauty with time. We try our best for all goods to leave our premises in pristine condition, but sometimes products may arrive with minor oxidation marks.

Whilst every effort is made to ensure accurate representation of product colours, finishes and dimensions, Michael Anastassiades Ltd reserves the right to alter these details without notice, in compliance with its own production needs, technological changes or in response to the current market needs. Colour swatches are for reference only; Michael Anastassiades Ltd cannot guarantee exact colour match for any product finishes.

All designs are protected under copyright law. Michael Anastassiades holds the exclusive manufacturing and distribution rights worldwide. Copying will be prosecuted.

All light fixtures in this catalogue have CE marking compliance.

Michael Anastassiades Ltd.
50 Rochester Pl, London NW1 9JX, UK
T +44 (0)20 7928 7527
sales@michaelanastassiades.com
www.michaelanastassiades.com
© 2018 Michael Anastassiades Ltd. All rights reserved.