


MICHAEL ANASTASSIADES

White Porcelain Series - Wall - D1, 2017





White Porcelain Series - Wall - D1, 2017
Glazed porcelain body with opaline diffuser



Due to the handmade nature of ceramic, dimensions may vary upwards of 3%.

Bulb specifications

Bulb specifications 120V / 240V
G9, 3W LED Long Life
210lm / 3000K

Product specifications

Input voltage: 120V / 240V
Maximum wattage: 3W
Mounting options: Surface wall with bulb facing up or down (to be specified via order).
Product weight: ~1kg

No junction box cover included. Mud-in-plate option that can be plastered over the junction box available upon request

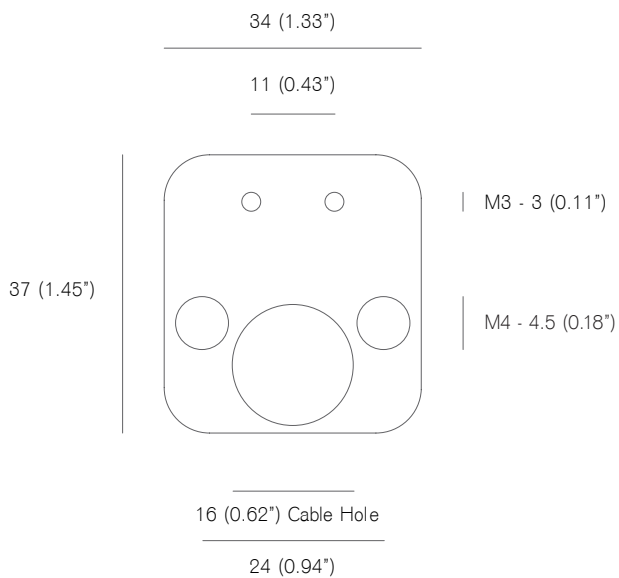
Cleaning Instructions

Before cleaning, lighting fixtures must be turned off and unplugged from mains electricity. Whilst cleaning them please be extremely careful.

Porcelain body: Use a lightly damp soft dust cloth and gently go over marks until clean. Dry it afterwards with a soft dust cloth. Make sure the product is completely dry before switching the electricity on.

Glass sphere: Remove the glass sphere from the product. Using a lightly damp cloth, clean only the outside of the sphere and dry it with a dry soft dust cloth. Only put the glass sphere back on the product once it is fully dry.

Backplate



Mounting screws not included.
M4 countersunk screw recommended.

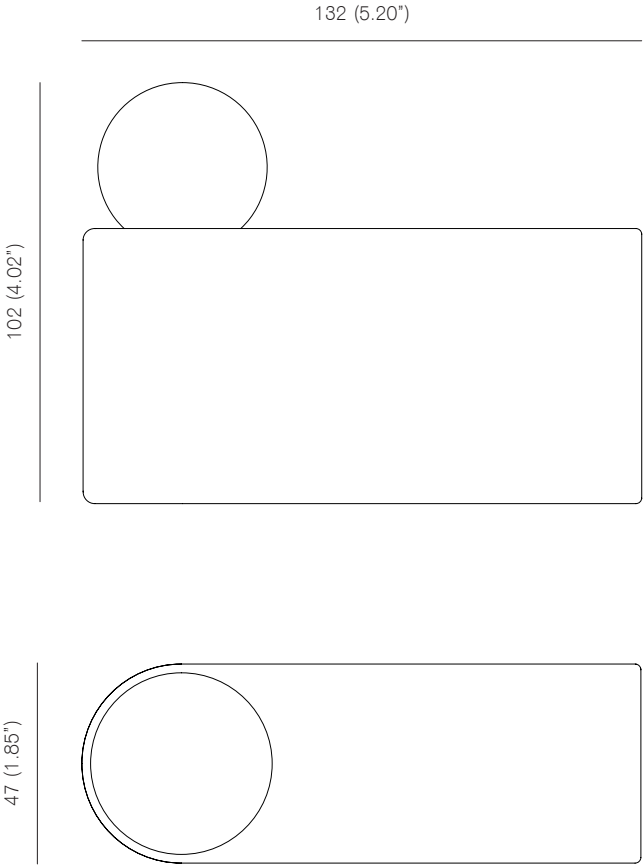
MICHAEL ANASTASSIADES

White Porcelain Series - Wall - D2, 2017





White Porcelain Series - Wall - D2, 2017
Glazed porcelain body with opaline diffuser



Due to the handmade nature of ceramic, dimensions may vary upwards of 3%.

Bulb specifications

Bulb specifications 120V / 240V
G9, 3W LED Long Life
210lm / 3000K

Product specifications

Input voltage: 120V / 240V
Maximum wattage: 3W
Mounting options: Surface wall with bulb facing up or down (to be specified via order).
Product weight: ~1kg

No junction box cover included. Mud-in-plate option that can be plastered over the junction box available upon request

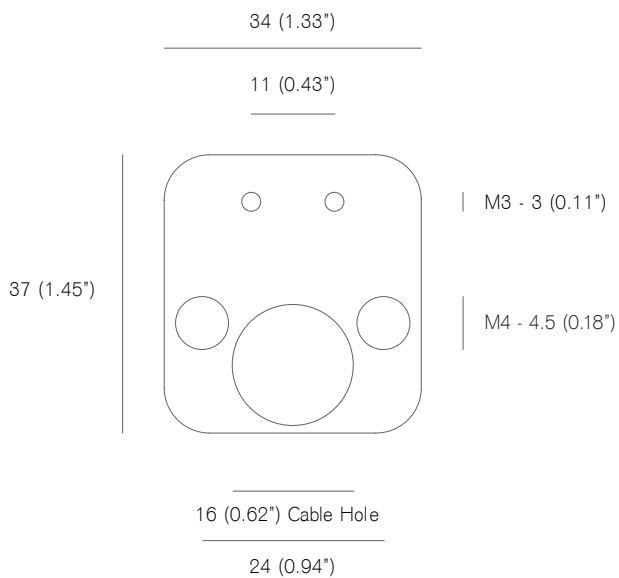
Cleaning Instructions

Before cleaning, lighting fixtures must be turned off and unplugged from mains electricity. Whilst cleaning them please be extremely careful.

Porcelain body: Use a lightly damp soft dust cloth and gently go over marks until clean. Dry it afterwards with a soft dust cloth. Make sure the product is completely dry before switching the electricity on.

Glass sphere: Remove the glass sphere from the product. Using a lightly damp cloth, clean only the outside of the sphere and dry it with a dry soft dust cloth. Only put the glass sphere back on the product once it is fully dry.

Backplate



Mounting screws not included.
M4 countersunk screw recommended.


MICHAEL ANASTASSIADES

White Porcelain Series - Wall - D3, 2017





White Porcelain Series - Wall - D3, 2017
Glazed porcelain body with opaline diffuser



Due to the handmade nature of ceramic, dimensions may vary upwards of 3%.

Bulb specifications

Bulb specifications 120V / 240V
G9, 3W LED Long Life
210lm / 3000K

Product specifications

Input voltage: 120V / 240V
Maximum wattage: 3W
Mounting options: Surface wall with bulb facing up or down (to be specified via order).
Product weight: ~1kg

No junction box cover included. Mud-in-plate option that can be plastered over the junction box available upon request

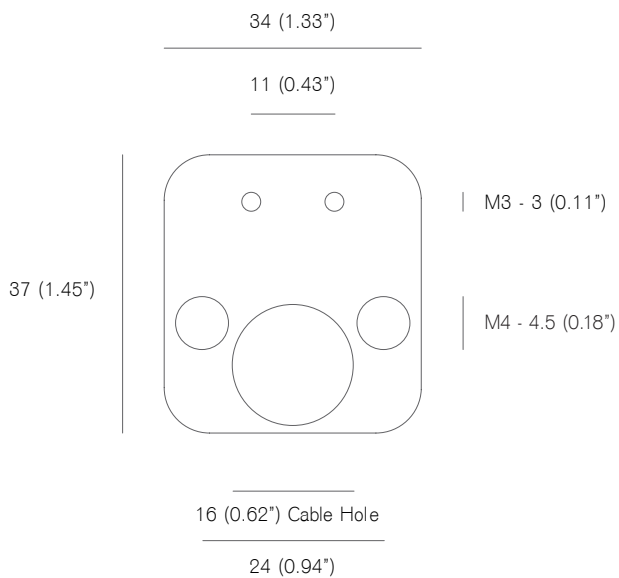
Cleaning Instructions

Before cleaning, lighting fixtures must be turned off and unplugged from mains electricity. Whilst cleaning them please be extremely careful.

Porcelain body: Use a lightly damp soft dust cloth and gently go over marks until clean. Dry it afterwards with a soft dust cloth. Make sure the product is completely dry before switching the electricity on.

Glass sphere: Remove the glass sphere from the product. Using a lightly damp cloth, clean only the outside of the sphere and dry it with a dry soft dust cloth. Only put the glass sphere back on the product once it is fully dry.

Backplate



Mounting screws not included.
M4 countersunk screw recommended.

Michael Anastassiades' design philosophy is to preserve the inherent qualities of given material. All of our products are handmade and come in natural finishes, exposed to the elements without any protective lacquers. We look at oxidation as part of a process that adds to the patina of an object, increasing beauty with time. We try our best for all goods to leave our premises in pristine condition, but sometimes products may arrive with minor oxidation marks.

Whilst every effort is made to ensure accurate representation of product colours, finishes and dimensions, Michael Anastassiades Ltd reserves the right to alter these details without notice, in compliance with its own production needs, technological changes or in response to the current market needs. Colour swatches are for reference only; Michael Anastassiades Ltd cannot guarantee exact colour match for any product finishes.

All designs are protected under copyright law. Michael Anastassiades holds the exclusive manufacturing and distribution rights worldwide. Copying will be prosecuted.

All light fixtures in this catalogue have CE marking compliance.

Michael Anastassiades Ltd.
50 Rochester Pl, London NW1 9JX, UK
T +44 (0)20 7928 7527
sales@michaelanastassiades.com
www.michaelanastassiades.com
© 2017 Michael Anastassiades Ltd. All rights reserved.